


**EXPERIMENTAL**



\*See EM-1A Grid (CA) for symbol design.


**EM-1A (CA)**

ENGLISH UNITS

A	B	C	D	E
12	.375	.375	1.5	8
18	.375	.5	1.5	14
24	.375	.625	1.5	20

**COLORS: BORDER - BLACK (NON-REFLECTIVE)**  
**BACKGROUND - WHITE (RETROREFLECTIVE)**  
**SYMBOL DESIGN - BLUE AND WHITE (RETROREFLECTIVE)**

JULY 2005



**EXPERIMENTAL**



\*See EM-1B Grid (CA) for symbol design.

**EM-1B (CA)**

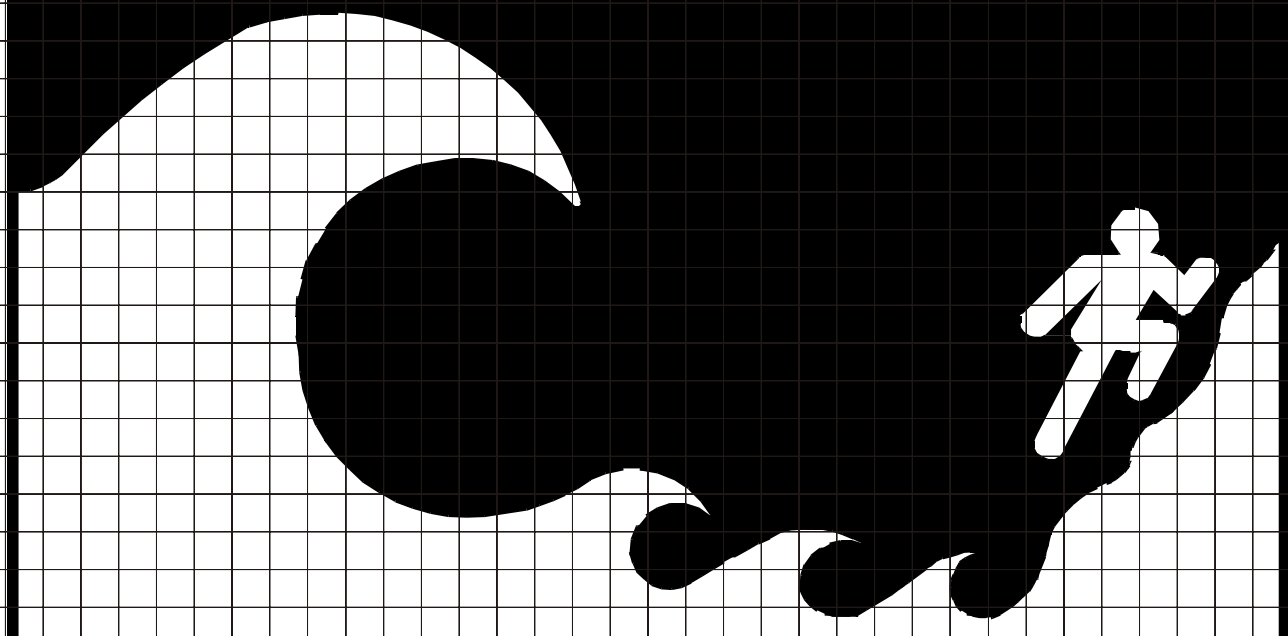
ENGLISH UNITS

A	B	C	D	E
15	12	.375	1.5	11.25
22.5	18	.375	1.5	17.25
30	24	.5	1.875	23

**COLORS: BACKGROUND - WHITE (RETROREFLECTIVE)**  
**SYMBOL DESIGN - BLUE AND WHITE (RETROREFLECTIVE)**

**AUGUST 2005**

**TSUNAMI HAZARD ZONE**



**IN CASE OF EARTHQUAKE GO  
TO HIGH GROUND OR INLAND**

**EXPERIMENTAL**



\*Alternate Message: LEAVING  
\*\*See EM-1C Grid (CA) for symbol design

**EM-1C (CA)**

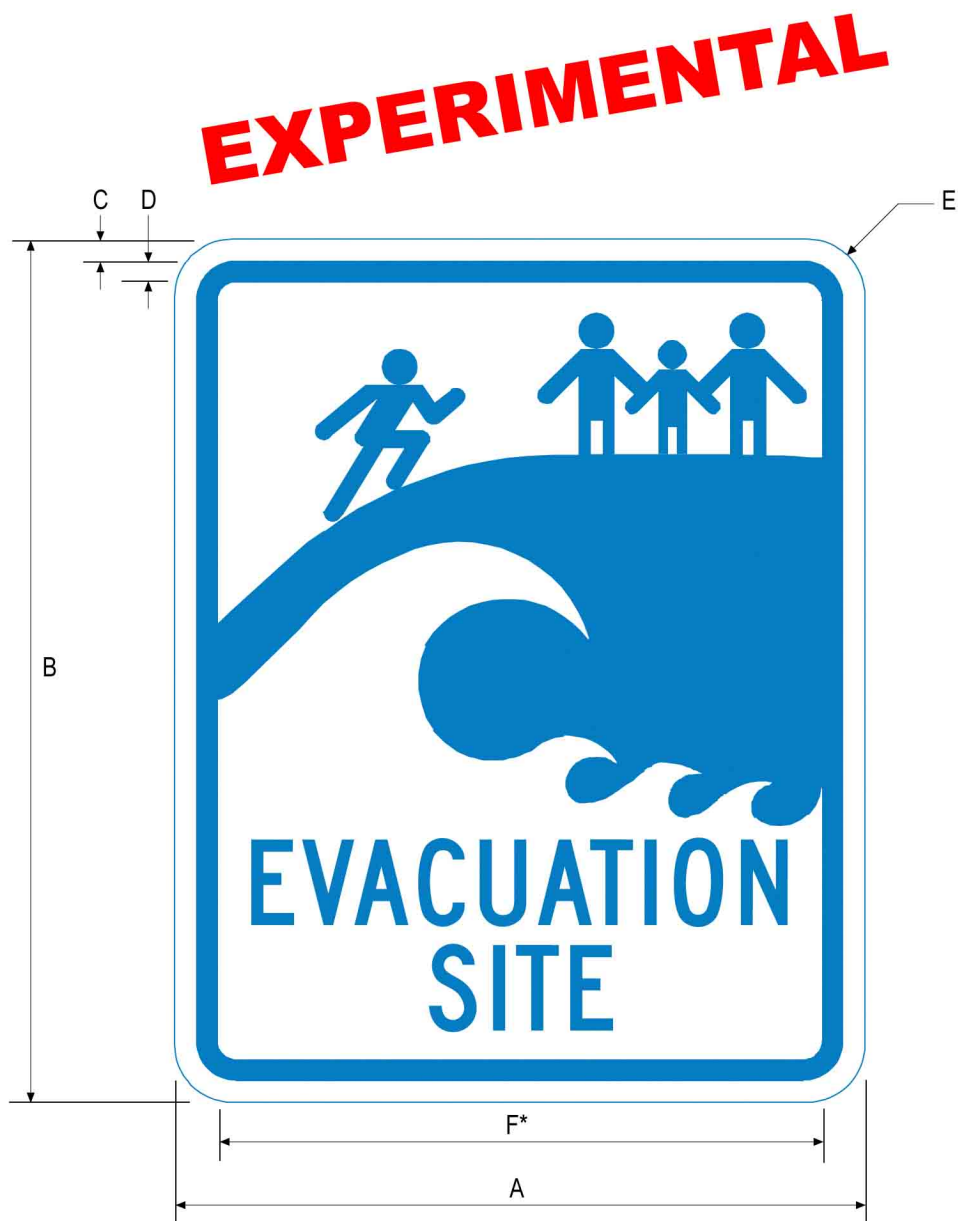
ENGLISH UNITS

A	B	C	D	E	F	G	H
12	15	.375	.375	1.5	1.25	2C	8
18	24	.375	.5	1.5	1.75	3C	14
24	30	.375	.625	1.5	1.5	3.5C	20

**COLORS:** BORDER - BLACK (NON-REFLECTIVE)  
LEGEND - BLUE (RETROREFLECTIVE)  
BACKGROUND - WHITE (RETROREFLECTIVE)  
SYMBOL DESIGN - BLUE AND WHITE (RETROREFLECTIVE)



**EXPERIMENTAL**



\*See EM-1D Grid (CA) for symbol design.  
Center symbol on sign vertically.


**EM-1D (CA)**

ENGLISH UNITS

A	B	C	D	E	F
12	15	.375	.375	1.5	10.5
18	22.5	.375	.5	1.5	16.25
24	30	.375	.625	1.5	22

**COLORS:** BORDER - BLUE (RETROREFLECTIVE)  
BACKGROUND - WHITE (RETROREFLECTIVE)  
SYMBOL DESIGN - BLUE AND WHITE (RETROREFLECTIVE)

JULY 2005



**EVACUATION  
SITE**

**EXPERIMENTAL**